



Proposed new four track railway

Shepreth Junction

We are considering:
Option 1: Keeping the junction at the existing level (at-grade)
Option 2: Using a new bridge to join the two railways (grade-separated)

West Anglia Main Line

Shepreth station

Existing two track railway


Stapleford


Shepreth Branch Royston railway


Little Shelford

Stapleford

Legend

 East West Rail – Great Shelford to Cambridge

 Other area of East West Rail

 Other stations